

CONSTRUCTING SHAPES!

DIRECTIONS


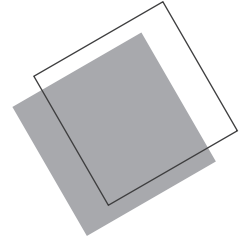
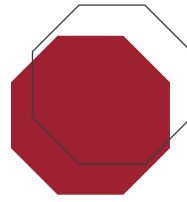
Cut out each flashcard and have kids build the shape or structure using marshmallows and toothpicks.

SUPPLIES NEEDED

- Mini marshmallows
- Rounded toothpicks

TIP

Discuss with kids the shapes they are building, colors of the marshmallows, and what toothpicks are made of.



Build a square

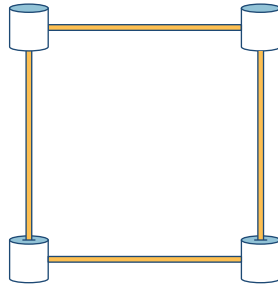
Use



x4



x4



Build a triangle

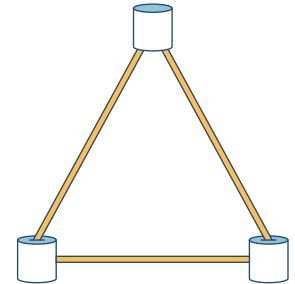
Use



x3



x3



Build a tetrahedron

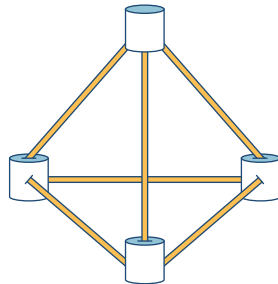
Use



x6



x4



Build a prism

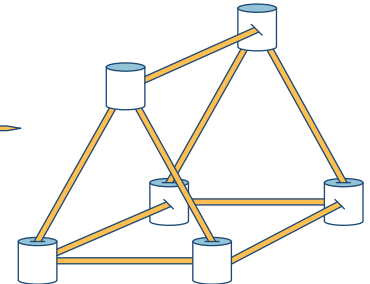
Use



x9



x6



Build a cube

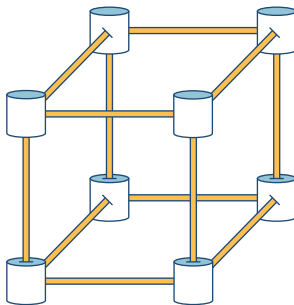
Use



x8



x12



Build a pyramid

Use



x7



x5

